

Provox® ActiValve® voice prosthesis

Provox ActiValve voice prosthesis (VP) is intended for those people who experience early leakage (device life less than 4-8 weeks). Provox ActiValve has magnets to help the valve stay closed. It works similarly to a Provox® Vega™ or Provox®2 voice prosthesis but does require additional maintenance and attention to precautions.



Maintenance of your Provox ActiValve VP

Provox ActiValve voice prosthesis comes with one Provox® Brush for cleaning and a second Brush for lubricating. Each morning, use a Brush to clean your prosthesis. After cleaning, switch to the other Brush, and place a single drop of Provox® ActiValve® Lubricant on it. (Fig. 1) It is important to use just one drop to avoid excess Lubricant that could drip onto your skin or into your stoma or lungs. Apply the Lubricant by inserting the Brush into the center of the voice prosthesis. Carefully rotate the Brush while gently moving it back and forth. (Fig. 2)

- Avoid touching the Lubricant bottle to the Brush
- Avoid touching the lubricated Brush to the skin inside your stoma
- Do not drip Lubricant into the lungs (Fig. 3)
- Label your cleaning Brush and the Brush you use for lubricating the VP so you know which is which
- Disinfect each Provox Brush according to the Instructions for Use

If you haven't talked for a while or when first waking up, you may find that the voice prosthesis valve is sticking and talking is more difficult. Cleaning and lubricating the voice prosthesis can help reduce sticking.

Do not undergo radiation therapy or an MRI (magnetic resonance imaging) exam with the Provox ActiValve voice prosthesis in place.

Tip: Only use Provox ActiValve Lubricant on the Provox Brush. Other lubricants or instruments may damage the Provox ActiValve.

Tip: Complete the Provox ActiValve User Card with a permanent marker and carry it with you at all times.

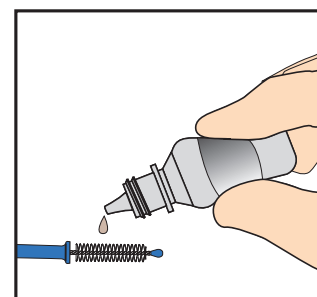


Fig. 1

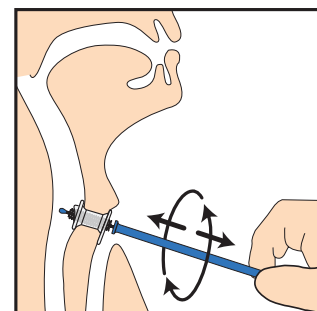


Fig. 2

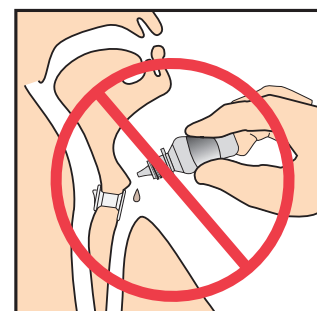


Fig. 3

Tip: Although the magnets in the Provox ActiValve are unlikely to set off a metal detector (such as those used at airports), be sure to present your Provox ActiValve User Card before going through screening.

Additional precautions

- Always inform healthcare providers and emergency personnel about your Provox ActiValve voice prosthesis, and be sure to tell them that it contains magnets
- Show healthcare providers your Provox ActiValve User Card before undergoing any type of medical procedure or examination

Always carry your completed Provox ActiValve User Card with you.